

Opt-out HIV Testing

Santa Rosa Community Health – eCW Training



Santa Rosa Community Health Vision

Our vision is to improve the health and well-being of our community by transforming the health care experience so that all people have access to care and all people feel cared for; to create a lasting health care resource for our community; and to be an integral partner with the community in the promotion of health, education, and access to care.

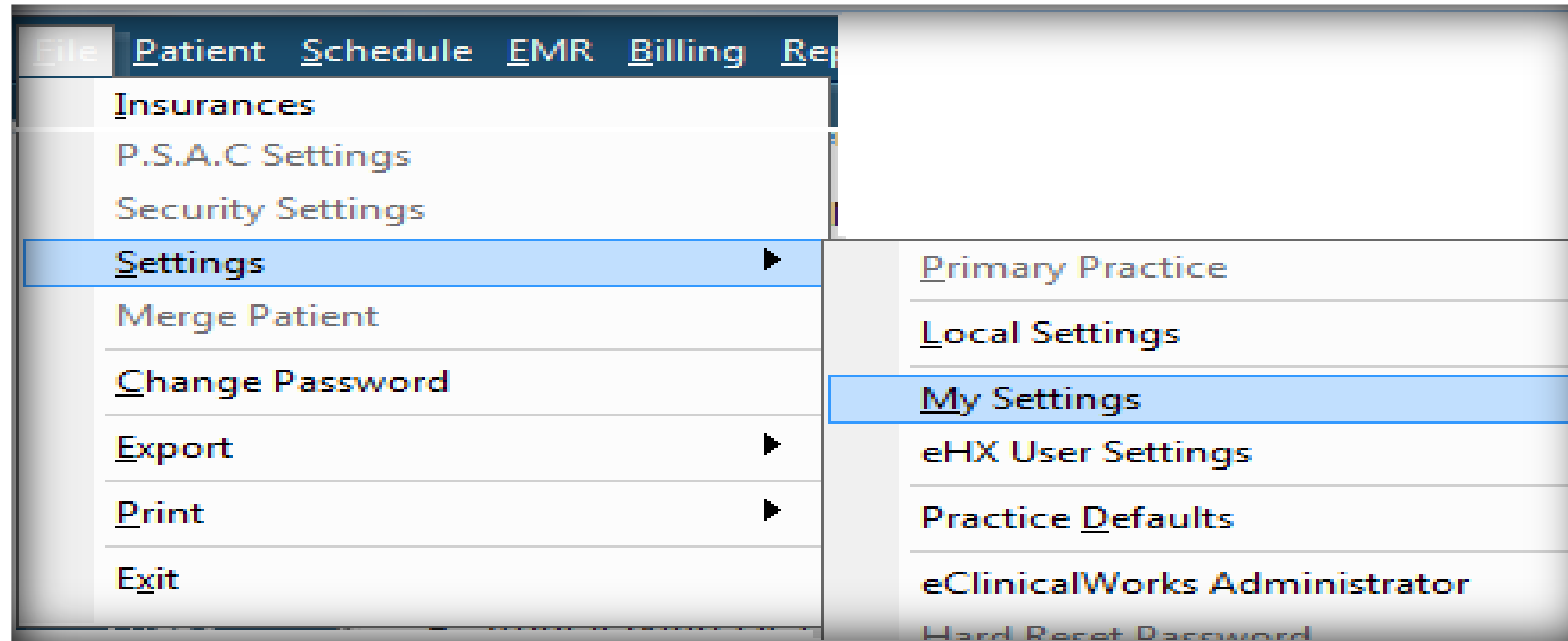
We believe that equal access to health care is essential to social justice.



How do I order HIV labs?

**eCW training
(rapid)**

How to Routinize HIV Screening: Add to Favorites



Add to Favorites (2)

The image shows two screenshots from a medical software interface. The top screenshot is a 'Show/Hide' settings window with a red box around the title bar. It lists various features with 'Show' or 'Hide' radio buttons. The bottom screenshot shows the 'PROGRESS NOTE' tab in the application, with a red box around the 'Templates' tab in the bottom navigation bar.

Settings Window: Show/Hide

Feature	Show	Hide
Outlook Tree View	<input checked="" type="radio"/>	<input type="radio"/>
Handwritten Signature (Applies to Progress Notes printing, faxing, and locking)	<input checked="" type="radio"/>	<input type="radio"/>
Dispense, Duration, and Refill Info in Select Rx Screen for Standard Drugs	<input checked="" type="radio"/>	<input type="radio"/>
Progress Notes Top Panel	<input checked="" type="radio"/>	<input type="radio"/>
Progress Notes Right Panel	<input checked="" type="radio"/>	<input type="radio"/>
Patient Hub Chart Panel (Right Panel)	<input checked="" type="radio"/>	<input type="radio"/>
Providers Initials in Progress Notes - Visits Drop-down	<input checked="" type="radio"/>	<input type="radio"/>
Discontinued Drugs	<input checked="" type="radio"/>	<input type="radio"/>
Display Insurance Group at Line Item Level Payment Posting	<input checked="" type="radio"/>	<input type="radio"/>
Invalid CPT Codes	<input type="radio"/>	<input checked="" type="radio"/>
Dosage Information for Custom Drugs Linked to Drug Libraries	<input checked="" type="radio"/>	<input type="radio"/>
Single Button for Prescription Based on Patient's Default Pharmacy	<input checked="" type="radio"/>	<input type="radio"/>
Examination Categories (Tree)	<input type="radio"/>	<input checked="" type="radio"/>
CPT Copyright pop up when logging into the application	<input type="radio"/>	<input checked="" type="radio"/>
Custom dosages in Rx Edit Screen	<input checked="" type="radio"/>	<input type="radio"/>
Reconcile menu from Quick Launch Notification (L jelly bean)	<input type="radio"/>	<input checked="" type="radio"/>

Tabs to display in Progress Note Chart Panel*

Tab	Selected
Overview	<input checked="" type="checkbox"/>
History	<input checked="" type="checkbox"/>
CDSS	<input checked="" type="checkbox"/>
Alerts	<input checked="" type="checkbox"/>
★ OS	<input type="checkbox"/>
Labs DI	<input type="checkbox"/>
★ Templates	<input checked="" type="checkbox"/>

* Please note that a minimum of 2 tabs are required to be displayed in the right panel

Bottom Navigation Bar:

Medical Summary | CDSS | Alerts | Labs | DI | Procedures | Growth Chart | Imm/T.Ini | Encounters | Patient Docs | Flowsheets | Notes

SF [dropdown] [dropdown] Enc << [dropdown]

PROGRESS NOTE

Overview | **DRTLA** | History | CDSS | Alerts | **Templates**

Order HIV Test from Template

Use CDS as reference

The screenshot shows the 'CDSS' tab selected in a navigation bar. Below it, the patient's name and date of birth are displayed: 'TEST, HRA 30 Y, U as of 07/30/2015'. The 'CDSS Alerts' section has a blue header and a message: 'There are no over due alerts today for this patient.' Below this, the 'Practice Created Alerts' section shows a single alert: '[G] Lifetime HIV Test' with a red stop icon and a question mark icon. The 'Registry Alerts' section also shows a message: 'There are no over due alerts today for this patient.'

Then, referred to Templates

The screenshot shows the patient's clinical summary page. It includes sections for 'Assessment:', 'Plan:', 'Treatment:', 'Procedures:', 'Immunizations:', 'Therapeutic Injections:', 'Diagnostic Imaging:', 'Lab Reports:', 'Preventive Medicine:', and 'Next Appointment:'. The 'Assessment:' section shows 'Encounter for screening for human immunodeficiency virus [HIV] - Z11.4 (Primary)'. The 'Plan:' section shows 'Encounter for screening for human immunodeficiency virus [HIV]' and 'Lab: HIV Rapid'. The 'Treatment:' section shows 'Encounter for screening for human immunodeficiency virus [HIV]'. The 'Procedures:' section shows 'HIV: SCREENING (Rapid)'. The 'Immunizations:' section shows 'HIV: SCREENING (Rapid)'. The 'Therapeutic Injections:' section shows 'HIV: SCREENING (Rapid)'. The 'Diagnostic Imaging:' section shows 'HIV: SCREENING (Rapid)'. The 'Lab Reports:' section shows 'HIV: SCREENING (Rapid)'. The 'Preventive Medicine:' section shows 'HIV: SCREENING (Rapid)'. The 'Next Appointment:' section shows 'HIV: SCREENING (Rapid)'. The 'Billing Information:' section shows 'Visit Code: 86703 HIV-1/HIV-2, SINGLE ASSAY. Modifiers: TC'.

The screenshot shows the 'My Favorite Templates' list. The list includes: BLANK, CARE PLAN HIV, HEPATITIS C INITIAL EVAL (SRCHC)*, HIV: FOLLOW UP, HIV: PSYCHOSOCIAL, HIV: RN CM INTAKE (NEW), HIV: SCREENING, HIV: SCREENING (Rapid), and SW ASSESSMENT, BRIEF. The 'HIV: SCREENING (Rapid)' template is highlighted with a black box.

Collecting Rapid Data in eCW

The screenshot shows the 'Lab Results' window in the eCW system. The form is divided into several sections:

- Patient:** Includes fields for Patient Name (Test, Aguilar), DOB (1/12/1990), Age (26Y), Sex (F), Tel (707-111-1111), Acct No (219046), WebEnabled (No), and Elgb Status. There are buttons for 'Sel', 'Info', and 'Hub'.
- Status:** Radio buttons for 'Open' (selected) and 'Reviewed'. Two green status lights are shown.
- Provider:** Dropdown menu showing 'TOUB, DANIEL R'.
- Facility:** Dropdown menu showing 'VISTA H'.
- AssignedTo:** Dropdown menu showing 'Maldonado, Anabel'.
- Options:** Checkboxes for 'High Priority', 'InHouse', 'Future Order', and 'Cancelled'.
- Don't publish to Web Portal:** A checkbox that is currently unchecked.
- Lab Information:**
 - Lab:** Dropdown menu showing '* HIV Rapid'.
 - Order Date:** Date field showing '3 /29/2016'.
 - Collection Date:** Date field showing '2 /22/2016'.
 - Time:** Time field showing ': '.
 - Reason:** Dropdown menu.
 - Actual Fasting:** Dropdown menu showing 'Not Recorded'.
 - Ordered Fasting:** A checkbox.
- Specimen:**
 - Source:** A list of specimen sources: blood, ear, eye, mouth, nasal, penile, rectal, stool, throat, tissue. 'blood' is selected.
 - Description:** A dropdown menu.
 - Collection Volume:** A text field.
 - Units:** A text field.
 - Result:** A dropdown menu.
- Assessments:** A section with a checkbox for 'Z11.4 Encounter for screening for human'.
- Buttons:** 'Hide Specify', 'Time Stamp' (highlighted with a red box), 'Browse', and 'Check Spelling'.
- Clinical Info:** A text area.
- Internal Notes:** A text area.
- Messenger:** A button.
- Footer:** Buttons for 'Custom', 'Reports', 'Print', 'Midmark ECG', 'Display Graph', 'Options', 'OK', and 'Cancel'.

Then assign it to the provider who then results it under the result drop down box next to the received Date box.

SUPPRESSING THE ALERT

Suppress Alert

Suppress Until

10/13/2015

☒ Never Remind

RESET...

1W	2W	3W	4W
6W	2M	3M	4M
6M	1Y	2Y	3Y

DO NOT USE PRESET BUTTONS

Reason* Browse... Time Stamp

Diaz,Paola , MA/HE 09/01/2015 08:19:09 AM > do
DO NOT USE THE PRESET BUTTONS (i.e. 1w,6m..)
SINCE IT AUTOMATICALLY CHECKS THE NEVER
REMIND BOX

OK Cancel

Suppress Alert

INSTEAD USE CALENDAR

Suppress Until

9 / 1 / 2015

☐ Never Remind

RESET...

1W	2W	3W	4W
		3M	4M
		2Y	3Y

September 2015

Sun	Mon	Tue	Wed	Thu	Fri	Sat
30	31	1	2	3	4	5
6	7	8	9	10	11	12
13	14	15	16	17	18	19
20	21	22	23	24	25	26
27	28	29	30	1	2	3
4	5	6	7	8	9	10

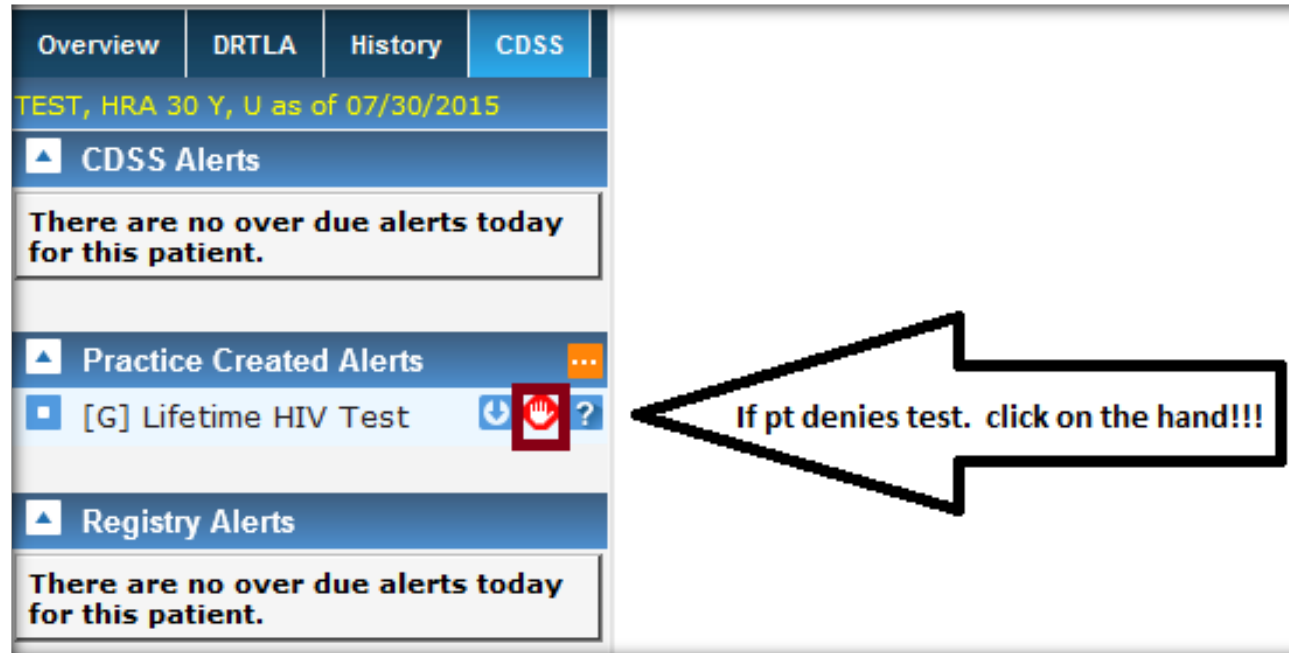
Today: 9/1/2015

Time Stamp

Diaz,Paola , MA/HE 09/01/2015 08:19:09 AM >
USE THE THE CALENDAR DROP DOWN IN THIS

OK Cancel

Suppressing the alert



The screenshot shows a patient's alert interface. At the top, there are tabs for Overview, DRTLA, History, and CDSS. Below the tabs, the patient's name and date of birth are displayed: TEST, HRA 30 Y, U as of 07/30/2015. The main section is titled 'CDSS Alerts' and contains three alert categories: 'CDSS Alerts', 'Practice Created Alerts', and 'Registry Alerts'. Each category has a message stating 'There are no over due alerts today for this patient.' The 'Practice Created Alerts' section is expanded, showing a list of alerts. The first alert is '[G] Lifetime HIV Test', which has a blue square icon, a red hand icon, and a question mark icon. A large black arrow points from the text 'If pt denies test. click on the hand!!!' to the red hand icon.

Overview DRTLA History CDSS

TEST, HRA 30 Y, U as of 07/30/2015

▲ CDSS Alerts

There are no over due alerts today for this patient.

▲ Practice Created Alerts

■ [G] Lifetime HIV Test

▲ Registry Alerts

There are no over due alerts today for this patient.

If pt denies test. click on the hand!!!

Preliminary positive?

“Your test result is preliminary reactive.
The next step is to get a confirmatory lab test.
If the lab test is positive, treatment is available.

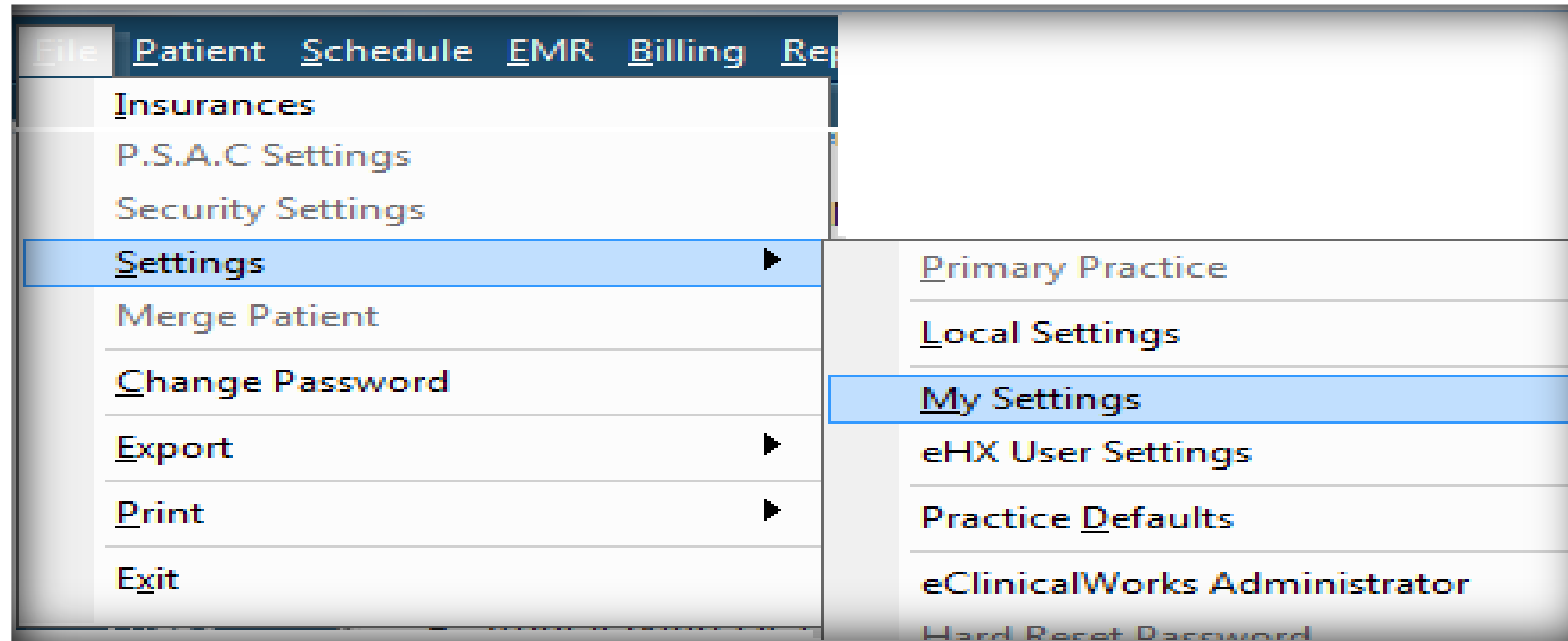
I am going to call our care team to schedule an
appointment for you immediately. OK?”



How do I order HIV labs?

eCW
training

How to Routinize HIV Screening: Add to Favorites



Add to Favorites (2)

Defaults 2 My Resources Warnings eClinicalMobile **eClinicalWorks P2P** Defaults

My Providers User Settings Physician Reference Views **Show/Hide**

Outlook Tree View	<input checked="" type="radio"/> Show	<input type="radio"/> Hide
Handwritten Signature (Applies to Progress Notes printing, faxing, and locking)	<input checked="" type="radio"/> Show	<input type="radio"/> Hide
Dispense, Duration, and Refill Info in Select Rx Screen for Standard Drugs	<input checked="" type="radio"/> Show	<input type="radio"/> Hide
Progress Notes Top Panel	<input checked="" type="radio"/> Show	<input type="radio"/> Hide
Progress Notes Right Panel	<input checked="" type="radio"/> Show	<input type="radio"/> Hide
Patient Hub Chart Panel (Right Panel)	<input checked="" type="radio"/> Show	<input type="radio"/> Hide
Providers Initials in Progress Notes - Visits Drop-down	<input checked="" type="radio"/> Show	<input type="radio"/> Hide
Discontinued Drugs	<input checked="" type="radio"/> Show	<input type="radio"/> Hide
Display Insurance Group at Line Item Level Payment Posting	<input checked="" type="radio"/> Show	<input type="radio"/> Hide
Invalid CPT Codes	<input type="radio"/> Show	<input checked="" type="radio"/> Hide
Dosage Information for Custom Drugs Linked to Drug Libraries	<input checked="" type="radio"/> Show	<input type="radio"/> Hide
Single Button for Prescription Based on Patient's Default Pharmacy	<input checked="" type="radio"/> Show	<input type="radio"/> Hide
Examination Categories (Tree)	<input type="radio"/> Show	<input checked="" type="radio"/> Hide
CPT Copyright pop up when logging into the application	<input type="radio"/> Show	<input checked="" type="radio"/> Hide
Custom dosages in Rx Edit Screen	<input checked="" type="radio"/> Show	<input type="radio"/> Hide
Reconcile menu from Quick Launch Notification (L jelly bean)	<input type="radio"/> Show	<input checked="" type="radio"/> Hide

Tabs to display in Progress Note Chart Panel*

☒ Overview ☒ History ☒ CDSS ☒ Alerts ☐ OS ☐ Labs | DI ☒ **Templates**

* Please note that a minimum of 2 tabs are required to be displayed in the right panel

Configure My Assigned Favorites **OK** Cancel

Medical Summary | CDSS | Alerts | Labs | DI | Procedures | Growth Chart | Imm/T.Ini | Encounters | Patient Docs | Flowsheets | Notes

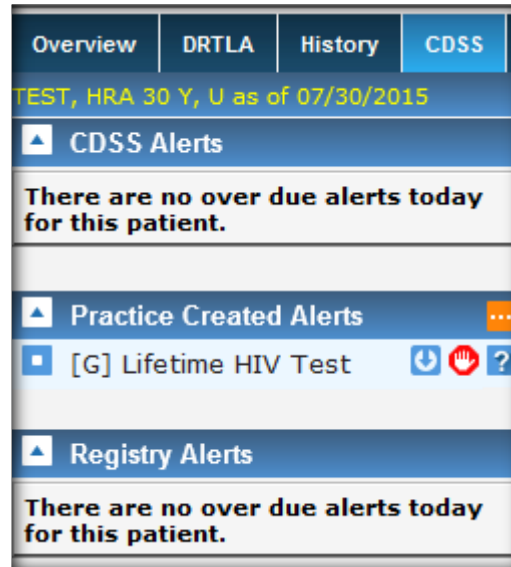
SF Enc <<

PROGRESS NOTE

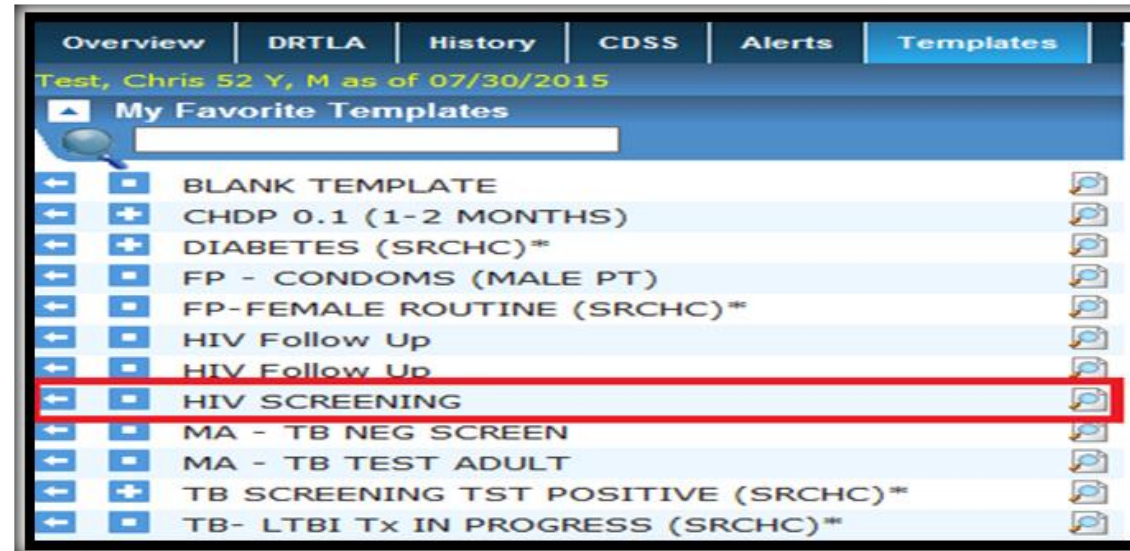
Overview **DRTLA** History CDSS Alerts **Templates**

Order HIV Test from Template

Use CDS as reference






Then, referred to Templates



What happens on progress note?

CLICKE ON ARROW

 HIV SCREENING 

Assessment:
Assessment: ▼

- Screening for HIV (human immunodeficiency virus) - V73.89 (Primary)

Plan:
Treatment:
Screening for HIV (human immunodeficiency virus)
Lab:HIV 1/2 AG/AB, FOURTH GEN, W/RFL

You proceed as usual. Transmit, and give copy to patient to take to lab.

90% of patients will agree to be tested.
If a patient declines, inform we will continue to offer until lab is complete, suppress the alert, and document the decline.

The screenshot shows a software interface with a top navigation bar containing 'Overview', 'DRTLA', 'History', and 'CDSS'. Below the navigation bar, a yellow banner reads 'TEST, HRA 30 Y, U as of 07/30/2015'. The main content area is divided into three sections: 'CDSS Alerts' with the message 'There are no over due alerts today for this patient.', 'Practice Created Alerts' with a list item '[G] Lifetime HIV Test' and a red hand icon, and 'Registry Alerts' with the message 'There are no over due alerts today for this patient.' A large black arrow points from the right towards the red hand icon, with the text 'If pt denies test. click on the hand!!!' inside the arrow's shaft.

SUPPRESSING THE ALERT

Suppress Alert

Suppress Until

10/13/2015

☒ Never Remind

RESET...

1W	2W	3W	4W
6W	2M	3M	4M
6M	1Y	2Y	3Y

DO NOT USE PRESET BUTTONS

Reason* Browse...

Time Stamp

Diaz,Paola , MA/HE 09/01/2015 08:19:09 AM > do
DO NOT USE THE PRESET BUTTONS (i.e. 1w,6m..)
SINCE IT AUTOMATICALLY CHECKS THE NEVER
REMIND BOX

OK

Cancel

Suppress Alert

INSTEAD USE CALENDAR

Suppress Until

9 / 1 /2015

☐ Never Remind

RESET...

1W	2W	3W	4W
		3M	4M
		2Y	3Y

September 2015

Sun	Mon	Tue	Wed	Thu	Fri	Sat
30	31	1	2	3	4	5
6	7	8	9	10	11	12
13	14	15	16	17	18	19
20	21	22	23	24	25	26
27	28	29	30	1	2	3
4	5	6	7	8	9	10

Today: 9/1/2015

Time Stamp

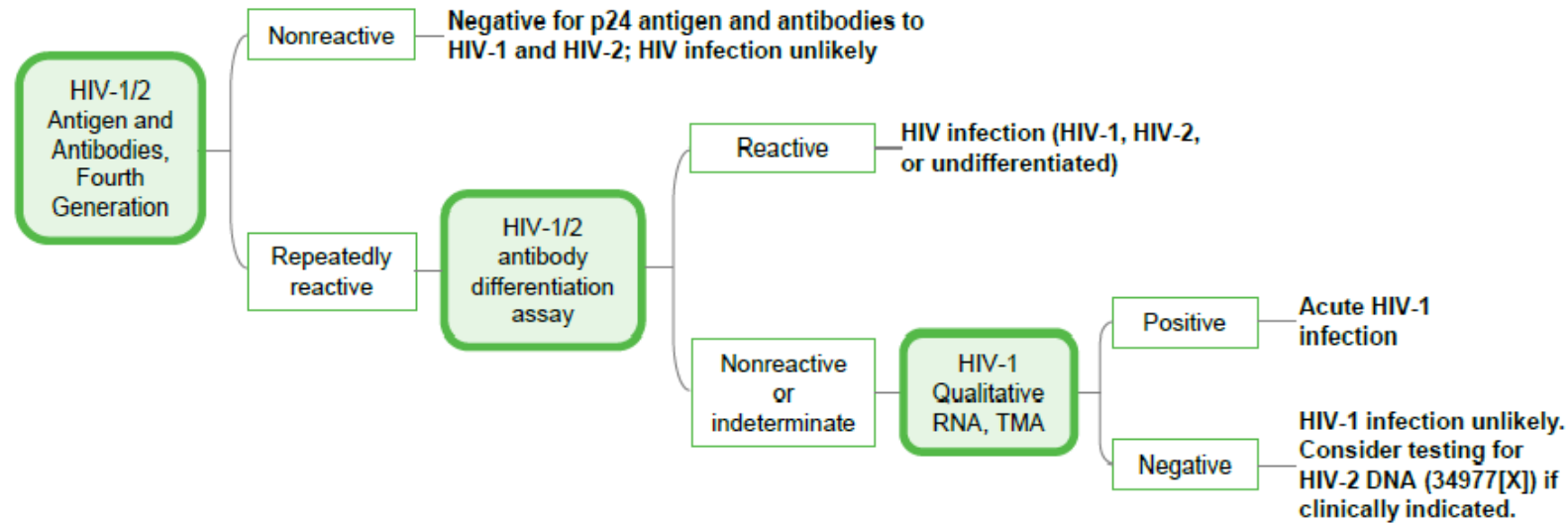
Diaz,Paola , MA/HE 09/01/2015 08:19:09 AM >
USE THE THE CALENDAR DROP DOWN IN THIS

OK

Cancel

Quest Algorithm

Figure. Reflex Pathway for the HIV-1/2 Antigen and Antibodies, Fourth Generation, with Reflexes Assay (91431)



This algorithm depicts the testing pathway of the HIV-1/2 Antigen and Antibodies, Fourth Generation, with Reflexes test, which is consistent with references 3-5. Although nonreactive results on the fourth generation screening test and negative results on the HIV-1/HIV-2 differentiation test are consistent with absence of infection, they may also represent samples that were collected before development of detectable p24 antigen and HIV antibodies. Individual risk assessments may be helpful to determine the need for, and the frequency of, re-screening for patients with nonreactive/negative results.²

The algorithm is provided for informational purposes only and is not intended as medical advice. A physician's test selection and interpretation, diagnosis, and patient management decisions should be based on his/her education, clinical expertise, and assessment of the patient. TMA indicates transcription-mediated amplification.